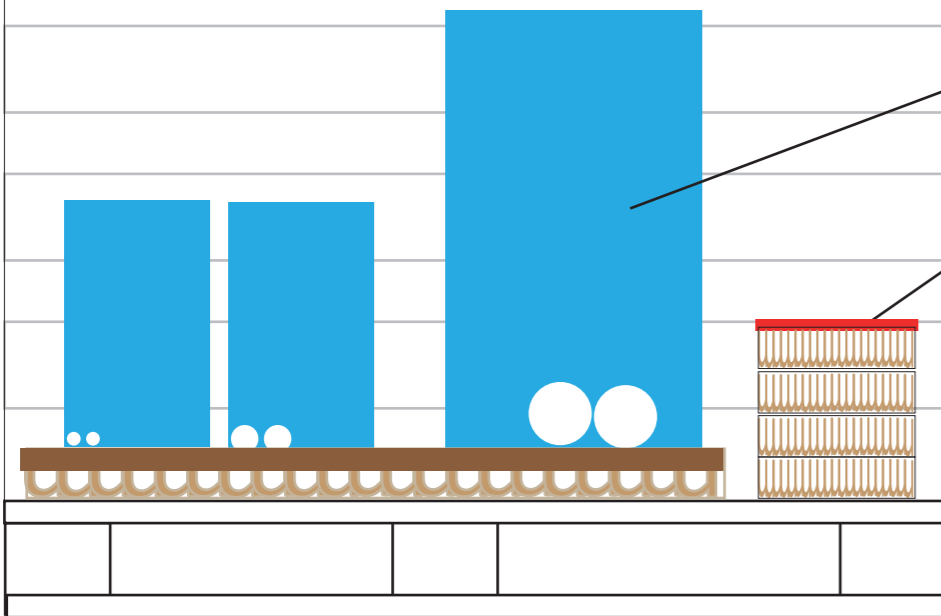



Cardboard panel with description of Antonietta Mira's research.



Cylindrical Plexi-glas containers

Cylindrical shape support for scale

frontal view


**MATERIAL LIST:**

- No. 1 vertical pallet 120x200 cm
- No. 1 base pallet 120x80 cm
- Cardboard table with red MDF top (80x80cm x 60cm)
- Plexiglas cylinders for spheres of various sizes
- Honeycomb cardboard stand for vases
- Honeycomb cardboard stand with red MDF circular tray for scales
- Scales
- Simulation photo printed on dibond 120x80 cm
- Cardboard panel with explanation 100x50 cm
- Cardboard panel with game Monte Carlo dida 50x40 cm
- Honeycomb cardboard table with red MDF outer frame and smaller inner frame
- Wooden rods with Velcro at the ends to create broken figures of varying surface area
- Ping-pong balls
- Chickpeas
- sand





Cardboard table with removable frame for material recovery :  
h 60 cm  
l 80 cm

outer frame  
inner frame  
cardboard top  
black cardboard top



(1)

(2)



Table, side view:  
(1) with red MDF frame  
(2) with transparency frame to show interior.